


# 3/2 valves for manual actuators (Ø 22 mm)

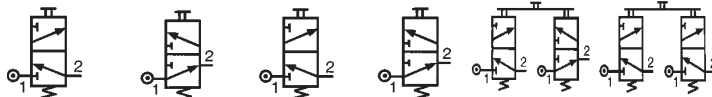


**1**

## Part numbers

3/2 valve supplied with screws for fixing the adaptor	Connection Ø 4 1/8 BSP	<b>89 544 501</b>	<b>89 544 001</b>	—	—	—	—	—
3/2 valve (module and adaptor)	Connection Ø 4	—	—	<b>89 545 105</b>	<b>89 545 005</b>	<b>89 545 305</b>	<b>89 545 205</b>	—
Adaptor for 3/2 valve on actuators Ø 22		—	—	—	—	—	—	<b>24 679 701</b>
Version		NC	NO	NC	NO	NC + NO	NC + NC	

## Symbol

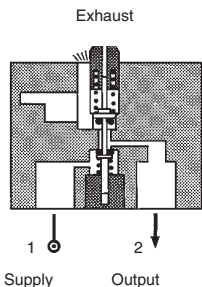


## Characteristics

Operating pressure	bar	0 → 10	0 → 10	0 → 10	0 → 10	0 → 10	0 → 10	—
Orifice diameter	mm	2	2	2	2	2	2	—
Flow at 4 bars	NI/min	90	90	90	90	90	90	—
Control force	N	12.6	12.6	12.6	12.6	12.6	12.6	—
Operating temperature in dry air	°C	-10 +60	-10 +60	-10 +60	-10 +60	-10 +60	-10 +60	—
Life	operations	1.5 x 10 <sup>6</sup>	1.5 x 10 <sup>6</sup>	1.5 x 10 <sup>6</sup>	1.5 x 10 <sup>6</sup>	1.5 x 10 <sup>6</sup>	1.5 x 10 <sup>6</sup>	—
Non-connectable exhaust		●	●	●	●	●	●	—
Weight	g	50	50	60	60	110	110	40

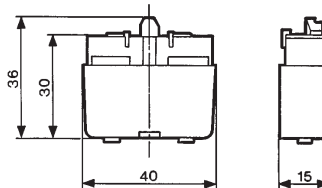
## Principle of operation

### NC version

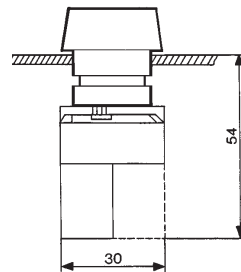


## Dimensions

**89 544 001 - 89 544 201**  
**89 544 501 - 89 544 701**

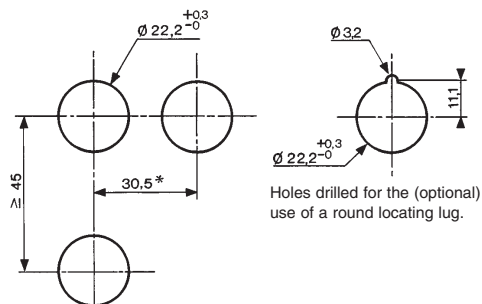


## Ø 22 series



## Holes drilled in panel for actuators Ø 22

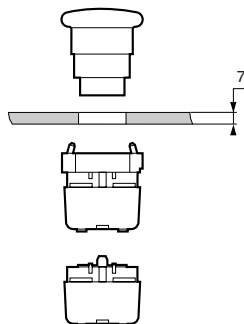
### EN 50007



\* > 40 Ø 40 push-buttons

\* > 45 for lever type rotary switches

## Installation



## To order, specify:

Standard products

Standard products,  
non stocked

**1**

Part number

Example : Valve module 89 544 501

Products and specifications subject to change without notice.

Order/Technical Support – Tel: (800) 677-5311 / FAX: (800) 677-3865 / www.crouzet-usa.com

